

## Week 1/EMAT Workshop: Basic TEM

	12-6-2017	13-6-2017	14-6-2017	15-6-2017	16-6-2017
9.00-12.00 u	Introduction <i>Marc De Graef</i>  G.T.129	Imaging <i>Marc De Graef</i>  G.T.129	Imaging <i>Marc De Graef</i>  G.T.129	Electron diffraction and CBED <i>Joke Hadermann</i>  G.T.129	Practical Applications of High Resolution TEM and STEM <i>Gustaaf Van Tendeloo / Armand Béch�</i>  G.T.129
13.30-17u	Poster presentations by students  Hall building T	<b>HREM: BASIC TEM (Demo)</b> H1 H2 H3 H4 <b>ANA: Sample prep</b>	<b>HREM: Sample prep</b> <b>ANA: BASIC TEM (Hands-On)</b> A1 A2 A3 A4	<b>HREM: DM Lab   G.Z.424</b> <b>ANA: BASIC TEM (Diff.)</b> A1 A2 A3 A4	<b>HREM: BASIC TEM (Analytic)</b> H1 H2 H3 H4 <b>ANA: DM Lab   G.Z.424</b>
17.30-20.30 u	17:00-19:00 Welcome reception	<b>ANA: BASIC TEM (Demo)</b> A1 A2 A3 A4	<b>HREM: BASIC TEM (Hands-On)</b> H1 H2 H3 H4	<b>HREM: BASIC TEM (Diff.)</b> H1 H2 H3 H4	<b>ANA: BASIC TEM (High resolution)</b> A1 A2 A3 A4

























H1 - H4: groups of 5 students in the High Resolution TEM module

A1 - A4: groups of 5 students in the TEM Spectroscopy module

## Week 2/Module1: High Resolution TEM

	19-6-2017	20-6-2017	21-6-2017	22-6-2017	23-6-2017																														
9.00-12.00 <i>u</i>	<table border="1"> <thead> <tr> <th colspan="2">HREM: HR TEM</th> </tr> </thead> <tbody> <tr><td>H1</td><td></td></tr> <tr><td>H2</td><td></td></tr> <tr><td>H3</td><td></td></tr> <tr><td>H4</td><td></td></tr> </tbody> </table>	HREM: HR TEM		H1		H2		H3		H4		<table border="1"> <thead> <tr> <th colspan="2">HREM: HR TEM</th> </tr> </thead> <tbody> <tr><td>H1</td><td></td></tr> <tr><td>H2</td><td></td></tr> <tr><td>H3</td><td></td></tr> <tr><td>H4</td><td></td></tr> </tbody> </table>	HREM: HR TEM		H1		H2		H3		H4		HAADF STEM + EELS <b>Rolf Erni</b>  <u>G.T.129</u>	Quantitative (S)TEM <b>Sandra Van Aert</b>  STATStem <u>G.Z.424</u>	Tomography/In-situ experiments <b>Sara Bals/ Qiang Xu</b>  <u>G.T.129</u>										
HREM: HR TEM																																			
H1																																			
H2																																			
H3																																			
H4																																			
HREM: HR TEM																																			
H1																																			
H2																																			
H3																																			
H4																																			
13.30-16.30 <i>u</i>	High Resolution TEM <b>Dirk Van Dyck</b>  <u>G.T.129</u>	High Resolution TEM <b>Dirk Van Dyck</b>  <u>G.T.129</u>	<table border="1"> <thead> <tr> <th colspan="2">HREM: High end microscopy</th> </tr> </thead> <tbody> <tr><td>H1</td><td></td></tr> <tr><td>H2</td><td></td></tr> <tr><td>H3</td><td></td></tr> <tr><td>H4</td><td></td></tr> </tbody> </table>	HREM: High end microscopy		H1		H2		H3		H4		MulTEM  <u>G.Z.424</u>	Departure of participants																				
HREM: High end microscopy																																			
H1																																			
H2																																			
H3																																			
H4																																			
17.30-20.30 <i>u</i>	<table border="1"> <thead> <tr> <th colspan="2">HREM: HR STEM</th> </tr> </thead> <tbody> <tr><td>H1</td><td></td></tr> <tr><td>H2</td><td></td></tr> <tr><td>H3</td><td></td></tr> <tr><td>H4</td><td></td></tr> </tbody> </table>	HREM: HR STEM		H1		H2		H3		H4		<table border="1"> <thead> <tr> <th colspan="2">HREM: HR STEM</th> </tr> </thead> <tbody> <tr><td>H1</td><td></td></tr> <tr><td>H2</td><td></td></tr> <tr><td>H3</td><td></td></tr> <tr><td>H4</td><td></td></tr> </tbody> </table>	HREM: HR STEM		H1		H2		H3		H4		<table border="1"> <thead> <tr> <th colspan="2">HREM: HR STEM</th> </tr> </thead> <tbody> <tr><td>H1</td><td></td></tr> <tr><td>H2</td><td></td></tr> <tr><td>H3</td><td></td></tr> <tr><td>H4</td><td></td></tr> </tbody> </table>	HREM: HR STEM		H1		H2		H3		H4		Goodbye event	
HREM: HR STEM																																			
H1																																			
H2																																			
H3																																			
H4																																			
HREM: HR STEM																																			
H1																																			
H2																																			
H3																																			
H4																																			
HREM: HR STEM																																			
H1																																			
H2																																			
H3																																			
H4																																			

## Week 2/Module2: TEM Spectroscopy

	19-6-2017	20-6-2017	21-6-2017	22-6-2017	23-6-2017
9.00-12.00 <i>u</i>	EELS+EFTEM <b>Jo Verbeeck</b>  <u>G.T.129</u>	EELS model <b>Jo Verbeeck</b> + EELS computer practical  <u>G.Z.424</u>	HAADF STEM + EELS <b>Rolf Erni</b>  <u>G.T.129</u>	EDX <b>Werner Grogger</b>  <u>G.T.129</u>	Tomography/In-situ experiments <b>Sara Bals/ Qiang Xu</b>  <u>G.T.129</u>
13.30-16.30 <i>u</i>	<b>ANA: EELS/EFTEM</b> A1  A2  A3  A4 	<b>ANA: EELS/EFTEM</b> A1  A2  A3  A4 	Multem  <u>G.Z.424</u>	<b>ANA: High end microscopy</b> A1  A2  A3  A4 	Departure of participants
17.30-20.30 <i>u</i>	<b>ANA: STEM EDX</b> A1  A2  A3  A4 	<b>ANA: STEM EDX</b> A1  A2  A3  A4 	<b>ANA: STEM EDX</b> A1  A2  A3  A4 	Goodbye event	